

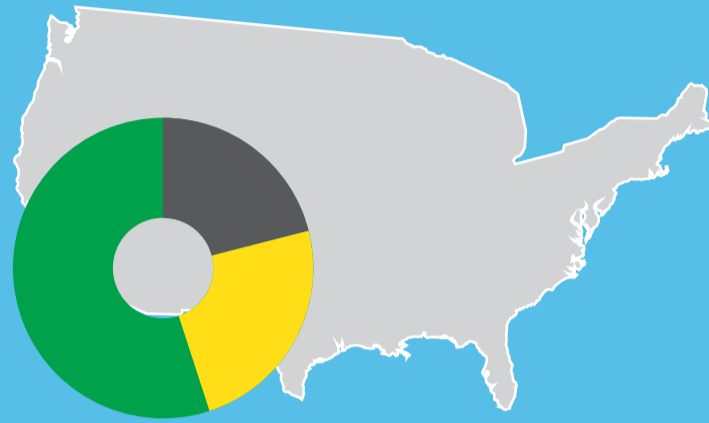
# Smart Manufacturing Adoption Around the World

76% of manufacturers have an operational smart factory initiative or report that they are in the process of formulating a plan. What adoption phase is your business in?

Here are the top 8 countries adopting smart manufacturing today.

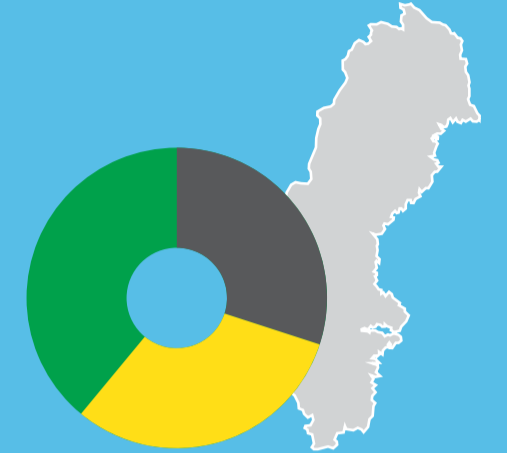
## United States

**54%** Operational  
**24%** Planned (Not Operational)  
**21%** No Initiative



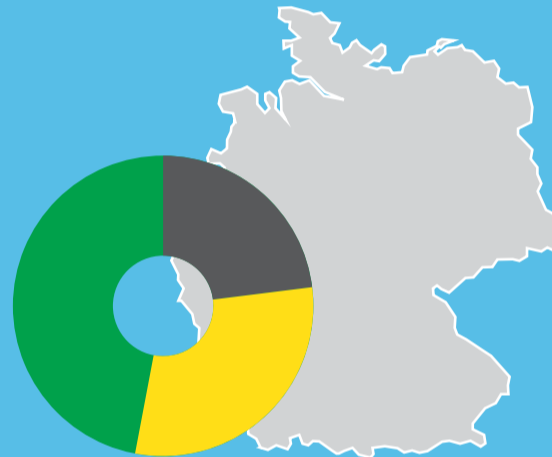
## Sweden

**39%** Operational  
**31%** Planned (Not Operational)  
**30%** No Initiative



## Germany

**46%** Operational  
**30%** Planned (Not Operational)  
**23%** No Initiative



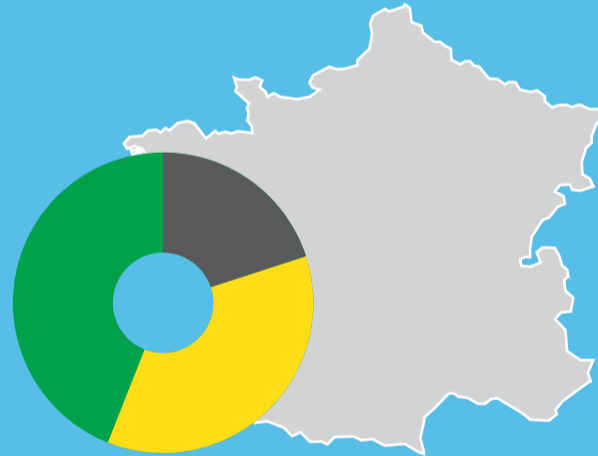
## Italy

**33%** Operational  
**42%** Planned (Not Operational)  
**25%** No Initiative




## France

**44%** Operational  
**36%** Planned (Not Operational)  
**20%** No Initiative



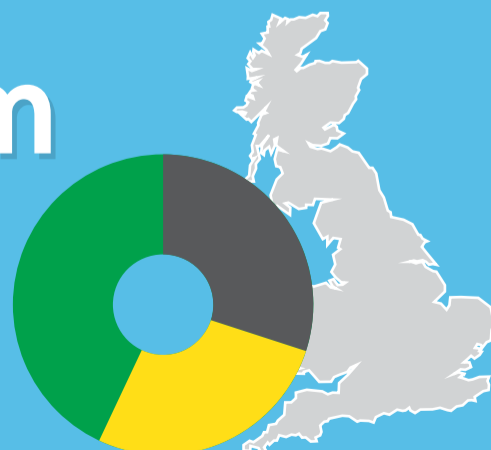
## India

**30%** Operational  
**42%** Planned (Not Operational)  
**28%** No Initiative



## United Kingdom

**43%** Operational  
**27%** Planned (Not Operational)  
**30%** No Initiative



## China

**25%** Operational  
**53%** Planned (Not Operational)  
**22%** No Initiative

